

About DVR



DVR gives you more control over how you watch your favorite shows, movies, and sporting events. With DVR you can pause, rewind, and replay live programming in an instant. DVR also offers a number of recording options, so you can build your own personal library of shows and movies to watch on your schedule.

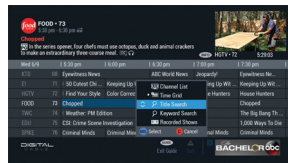
changing channels

- Use the channel up and down buttons to channel surf.
- Select a specific channel by using the number buttons to enter the channel number.
- Select the previous channel viewed by pressing the LAST button.



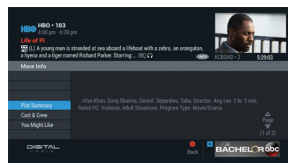
browsing the guide

The Guide/Time Grid is neatly organized by channel and time to help you easily find program information. Get started by pressing the Guide button on your remote to display 2.5 hours of program listings. Arrow up and down to navigate.



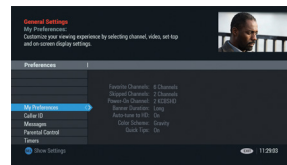
program info

Press the Info button once to get information about the program you are currently watching or to view program info from the Guide. For a brief program description, press Info twice. Use page up and page down to view the entire description.



my preferences

Press the Menu button twice for General Settings. Select My Preferences to set your Favorite Channels, Skipped Channels, and Color Scheme. You may also block purchases in the General Settings menu.



pause, rewind, & fast-forward

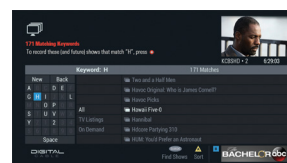
Use the buttons on your remote control to pause live TV, show an instant replay, rewind, fast-forward, and return to live TV.

- ⏸ Pause Live TV
- ⏮ Instant Replay
- 📺 Return to Live TV
- ⏭ Fast Forward
- ⏪ Rewind



filter, sort & search

Press the Guide button twice to filter or sort programs by Theme or Channel and to search by Title or Keyword. Arrow up and down to navigate. Search all or focus your search on only TV Listings, only On Demand programs, or both.



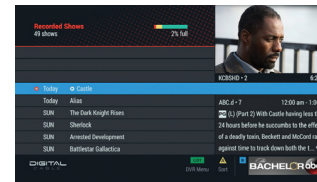
schedule recordings

Press Guide to display the Time Grid. Highlight a program you wish to record, and then press OK to display recording options. To record the program you are currently watching, press REC on your remote. Highlight Record this show, then press OK.



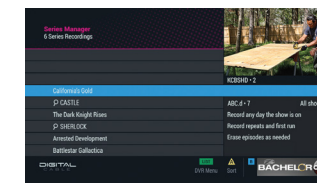
recorded shows

Access your Recorded Shows by pressing List or press Guide twice to display the Find Shows pop-up, and then select Recorded Shows. Recorded shows are listed by day, with the most recent first. Select a show and press OK to play, erase, keep longer, or save until manually erased.



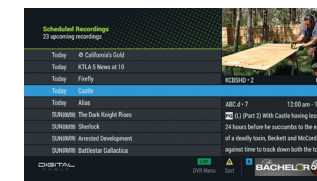
series manager

Press the List button twice. Select Series Manager from the Recorded Shows menu to view a list of scheduled series recordings and keyword series recordings. Keyword series appear in ALL CAPS and are indicated by a magnifying glass icon. Press OK to modify series priorities and options.



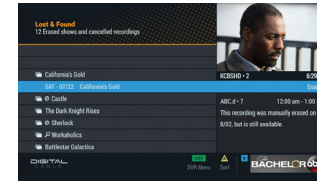
scheduled recordings

Press the List button twice to access your Scheduled Recordings. Scroll through your scheduled recordings using the up and down arrow buttons. Series recording options include Episodes to Record, Channels, Air Times, Save, Episodes to Keep, Start Time and End Time.



lost & found

Lost & Found lets you recover a deleted show from the list. You can also see why a program did not record. Press List from Recorded Shows to access Lost & Found. Arrow up and down to navigate. *Number of shows stored in Lost & Found is based on hard drive space.*

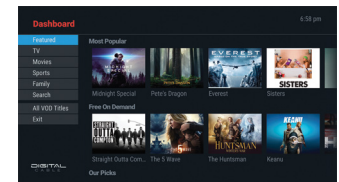


Video On Demand

Video On Demand offers instant access to free shows, new release movies, local programming, and much more.

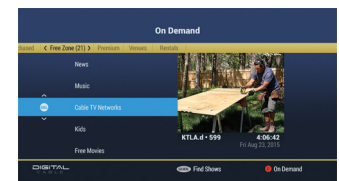
vod discovery dashboard

The Discovery Dashboard is a quick way to find shows and movies that are trending. Categories include Primetime TV, Cable Networks, Kids, and Premium. Press the Guide button twice and select Discovery Dashboard.



vod main menu

Access the main On Demand menu by pressing the On Demand button on your remote twice. Choose from Free, Movies, Events, and Premiums On Demand. To navigate, use the arrow and OK buttons. See below for more details about each category.



what's available

FREE Programs On Demand

Get thousands of hours of FREE programming from some of your favorite networks like ABC, NBC, FOX, Nickelodeon, Universal Kids, Music Choice, and many more. Availability of networks is determined upon the cable TV package to which you subscribe.

- Select Free On Demand from the Main Menu for access.

New Release Movies

Choose from a huge library of new release movies, including comedies, dramas, family favorites, and events - most in HD and many available up to 28 days before Netflix® & Redbox®. Use your remote control to order, as well as pause, rewind, and fast-forward. Movie rental fees vary and are announced at time of ordering.

- Select the Movies On Demand category to see what's showing.

Premiums On Demand

Watch some of your favorite movies and original series from HBO, Cinemax, Starz, and Showtime - each available at no extra cost as part of your monthly premium channel service.

- Select the Premiums On Demand category to check availability.

Video On Demand programs may not be recorded with DVR.